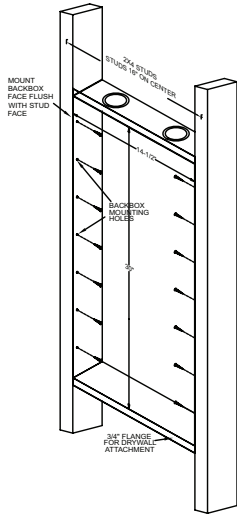

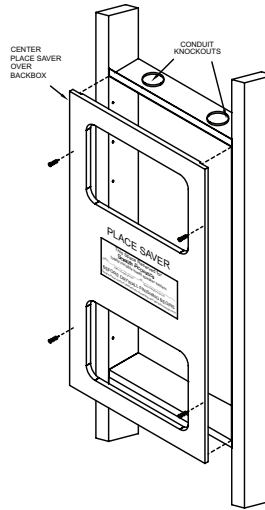


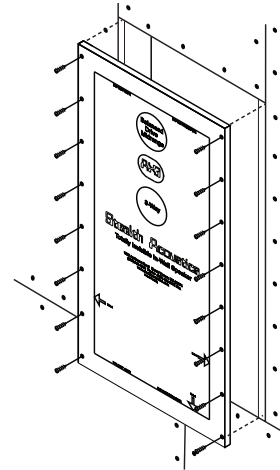
## METAL BACK BOXES - UL LISTED



Attach back box to framing.



Attach PlaceSaver™  
(Sold separately.)



Hang speaker panel  
(Remove PlaceSaver™)

### Recommended Applications:

Use the MBX-30 (for LR3G and B30G panels,) the MBX-22 (for the LR8G, SLR8G, and B22G,) or the MBX-12 (for the LR6G) metal back boxes on installations where the space behind the speaker panel is open, or where a metal enclosure behind the speaker is required. Measuring 3-1/2" (89 mm) deep, the MBX series of back boxes will fit into standard 2x4 stud bays or larger apertures and are designed to fit in between 16" (406 mm) on-center studs. MBX back boxes can be used in walls or ceilings. This product is also useful to assist in installations where sound transfer from one floor or room to the next is of concern.

### Construction:

Constructed of 1.1 mm thick metal, MBX back boxes are shipped fully assembled and are UL listed. Convenient knockouts for conduit are provided, 2 each on the top and bottom of the box. The knockouts will accept

either 1/2" (13 mm) or 3/4" (19 mm) conduits and loom clamps.

### Included Accessories:

Fastener package and Roxul® insulation.

### Shipping Weight:

MBX-12	8 lbs. (3.6 kg)	each
MBX-22	10 lbs. (4.5 kg)	each
MBX-30	13 lbs. (5.9 kg)	each

### Dimensions:

Model:	MBX-30	MBX-22	MBX-12*
Use With:	LR3G, B30G	LR4G-LFG, LR8G, SLR8G, B22G	LR4G-HM, LR6G
Width:	14-1/2" (368 mm)	14-1/2" (368 mm)	14-1/2" (368 mm)
Height:	30" (762 mm)	22" (559 mm)	12" (305 mm)
Depth:	3-1/2" (89 mm)	3-1/2" (89 mm)	3-1/2" (89 mm)

### Architectural and Engineering Specifications:

The metal back box shall be constructed of 1.1 mm steel. UL listed and plenum

rated, the MBX back boxes are code compliant. The MBX series is for use with wood or metal framing. The back box shall measure 14-1/2" (368 mm) wide and be only 3-1/2" (89 mm) in depth. The back boxes shall also include all mounting screws and one piece of Roxul® insulation. The boxes will have both 1/2" (13 mm) and 3/4" (19 mm) knockouts for wire passage.

### Installation Notes:

1. The back box interior should be insulated before speakers are installed.
2. For best results, a Stealth PlaceSaver™ should be installed in conjunction with the MBX back box.
3. Increased acoustical isolation is possible by using a visco-elastic acoustic barrier, such as Dynil™ by Dynamic Control (Dynamat.com). This material is ultra pliable and only 0.09" thick.

\*Pending UL Certification